

Questioning Images Worksheet

1. DESCRIBE THE SITUATION

What does the image show?

(What is in the scene?)

How does it make you feel?

(Does the image elicit an emotion?)

2. IDENTIFY THE SOURCE

Where did the image come from?

(What type of image is it? Do you know who created it? Who published it?)

What is the source's reputation?

Briefly explain your decision

(Research the source using Wikipedia and/or Google)

- Reliable
- Unreliable
- Not sure

Where did the image originate?

(On social media? On a news site? In print? Using a reverse image search may help you find out)



Was the original image modified?


If yes, explain how.





- Yes
- No

3. INTERPRET THE MEANING

Is there any text with the image? If yes, how does it influence the overall meaning?

<p>What is the intended message? <i>(What do you think the person who created this wants you to think about the message?)</i></p>	
<p>Is the message accurate? Briefly explain your choice. <i>(Are there facts that can be checked?)</i></p>	
<p> How have others commented on the image?</p>	

4. ANALYZE THE PURPOSE

<p>What is the purpose of the image?</p>	<ul style="list-style-type: none"> <input type="checkbox"/> Intent to harm <input type="checkbox"/> Intent to deceive <input type="checkbox"/> Intent to influence <input type="checkbox"/> Intent to entertain <input type="checkbox"/> Other (explain)
<p>How might different audiences interpret the image? <i>(How might your grandmother think about it? Your friend? Someone from a different culture?)</i></p>	
<p> Why might people share the image?</p>	
<p> Would sharing the image on social media cause ethical concerns? Explain briefly.</p>	<ul style="list-style-type: none"> <input type="checkbox"/> Yes <input type="checkbox"/> No

CONCLUSION: Would you share this information? Briefly explain your decision.

<ul style="list-style-type: none"> <input type="checkbox"/> Yes <input type="checkbox"/> No 	
---	--